



**Rhode Island  
Energy™**

a PPL company



**Worker Beware®**


**Work safely around electric and natural gas lines.**

*Click on each slide to advance.*

**To report emergencies, call 911 and  
Rhode Island Energy immediately.**

Natural gas emergencies: 1-800-640-1595  
Electrical emergencies: 1-855-RIE-1102 (743-1102)

**Always call 911 if you suspect a gas leak!**



**Smell Gas. Act Fast. Call 911.**

# Respect the power of electricity

- **When you arrive at a job site, always identify power lines, poles, guy wires and pad-mounted equipment.** Point them out to your coworkers.
- **Look for overhead power lines.**
- **Assume *all* overhead power lines are energized,** including service drops running between poles and buildings.
- **Check the site daily** because conditions may change.
- **Review your emergency plan** before work begins so that everyone knows what to do in case of power line contact.



# Maintain the required safety clearance from overhead power lines



Rhode Island  
Energy™  
a PPL company

- **Maintain a safety clearance of *at least 10 feet* from overhead power lines carrying up to 50 kV.**
- **Higher-voltage lines require greater clearances.** Contact Rhode Island Energy and consult the OSHA regulations at [osha.gov](https://www.osha.gov) for specific clearance requirements.
- **If your job requires you to work closer than the minimum required clearance distance from power lines, call Rhode Island Energy well in advance to make safety arrangements.**
- **Electrical safety distances given here are minimums.** Always use the maximum possible distance.
- **Clearly mark boundaries with tape, signs or barricades** to keep yourself, your tools and your equipment the required distance away from power lines.



# Cranes & derricks in construction



Rhode Island  
Energy™  
a PPL company

- **Keep the crane boom and load 20 feet away** for voltages less than 350 kV and **50 feet away** for voltages greater than 350 kV. Always assume the line is energized, and allow nothing closer than the OSHA minimum distances unless you have confirmed with the utility owner/operator that the line has been de-energized.
- **As voltage increases, clearance distance also increases.** Contact Rhode Island Energy and consult the OSHA regulations at [osha.gov](https://www.osha.gov) for specific clearance requirements and encroachment prevention precautions.
  - Once you have established the required clearance, clearly mark a boundary with tape, signs or barricades.
- **Whenever cranes or derricks are used in construction on your job site**, contact Rhode Island Energy well in advance so any necessary facility protection arrangements can be made.



# Use a dedicated spotter

- **Always use a dedicated spotter on the ground** to safely judge distances between hoisting equipment and power lines.
- **Crane and derrick operators** must maintain continuous contact with a dedicated spotter to comply with electric line clearance requirements.
- **The spotter's only responsibility should be power line safety.** Don't divide the spotter's attention with other tasks.



# Notify 811 before you dig




Rhode Island  
Energy™  
a PPL company

- **State law requires you to contact 811 by phone or online well in advance of digging or moving earth in any way—even for small jobs.** This free service will notify member utilities near your dig site to mark the location of their underground lines so that you can dig a safe distance away from them.
  - Call 811 or make an online dig ticket request at **digsafe.com** at least 72 hours before digging in Rhode Island. This time frame does not include weekends or legal holidays.
- **Before you contact 811, pre-mark your excavation route** so that locators can easily identify and mark affected utilities.
- **If you don't notify 811 before digging, you risk hitting an underground line.** You and your coworkers could be hurt or killed, and you will be held liable for damages.

*Always contact Dig Safe® before digging and for the most current requirements.*



**Know what's below.  
811 before you dig.**




# Dig Safely



Rhode Island  
Energy™  
a PPL company









- **Talk to the property owner.** Ask about any private underground lines that would not be marked by the locator because they **DO NOT** belong to a utility.
- **Respect the locator marks.** Maintain utility indicator marks and follow them when digging. If you find an unmarked line, stop digging and call 811 immediately.
- **Dig with care. DO NOT use mechanical equipment within the "tolerance zone."** In Rhode Island, this zone is one-half of the known diameter plus 18 inches on either side of the designated centerline of buried utilities. For your safety, use **ONLY** hand tools or vacuum technology within this zone.



*Always contact Dig Safe® before digging and for the most current requirements.*

- **Know the underground utility color code:**

## AMERICAN PUBLIC WORKS ASSOCIATION COLOR CODE FOR LOCATOR MARKS

	Electric power lines		Reclaimed water, irrigation and slurry lines
	Gas, oil or steam pipelines		Sewers and drain lines
	Communications lines, cables or conduit		Temporary survey markings
	Potable water		Your proposed excavation

# If your equipment contacts a power line



Rhode Island  
Energy™  
a PPL company

- **Both the equipment and the line should be considered energized.**
- **Move the equipment away from the line** if you can do so safely.
- **Have someone call 911 and Rhode Island Energy immediately.**
- **Stay on the equipment** until Rhode Island Energy utility workers signal you off.
- **Warn others to stay away** from the line and anything it is touching.
- **If fire or other danger forces you off:**
  - Jump clear, keeping both feet together and without touching the equipment and the ground at the same time. Land with your feet together.
  - Then shuffle away with small movements, keeping your feet close together and on the ground at all times. Once clear, **DO NOT** return to the equipment until Rhode Island Energy has declared it safe.





# Recognizing a natural gas pipeline leak

- If digging, grading or excavation of any kind is happening on your job site, **be alert for ANY of the signs of a gas pipeline leak:**
  - **A distinctive, sulfur-like odor**
  - **A hissing, whistling or roaring sound**
  - **Dirt blowing into the air from a hole in the ground**
  - **Continuous bubbling in water**
  - **Dead or dying vegetation (in an otherwise moist area) over or near a pipeline**
  - **An exposed pipeline after a fire, flood or other disaster**
  - **A damaged connection to a gas appliance**

*Natural gas pipelines may be orange, black or yellow.*



# Responding to a natural gas pipeline leak

- **If you hit a gas pipeline and/or suspect a gas leak, assume there's a danger and take these precautions:**
  - **Leave your equipment behind.** Warn others of the danger, and leave the area quickly. Stay away until utility personnel say it is safe to return.
  - **DO NOT use matches, lighters, cigarettes (including e-cigarettes or vape pens), light switches or anything electrical**—not even a phone or garage door opener. A spark could ignite leaking gas and cause a fire or explosion.
  - **DO NOT operate underground pipeline valves or attempt to stop the flow of gas.** Never bury a contacted pipeline.
  - **From a safe location, call 911 and Rhode Island Energy immediately.** Excavators are required by law to call 911 in the event of escaping gas.
  - **Report the incident to your supervisor.**
- **Review your emergency plan before work begins so that everyone knows what to do in case of natural gas pipeline contact.**



# Utility safety review



Rhode Island  
Energy™  
a PPL company

- Identify all power lines and electrical equipment upon arrival at a job site. Recheck the site daily and review your emergency plan.
- Maintain the required safety clearance from overhead power lines. Contact Rhode Island Energy and consult the OSHA regulations at [osha.gov](https://www.osha.gov) for specific clearance requirements.
- Keep crane booms and loads **20 feet away** from power lines for voltages less than 350 kV and **50 feet away** for voltages greater than 350 kV.
- Always use a dedicated spotter.
- If a power line contact occurs, follow proper safety procedures, and immediately call **911** and Rhode Island Energy.
- Notify 811 at least several working days before you dig.
- Know the warning signs of a natural gas leak, and review your emergency plan.
- If you accidentally contact a natural gas pipeline, leave the area, avoid spark hazards and call **911** and Rhode Island Energy—call the utility even if there is no visible damage to the gas pipeline.



# Underground utility locator contact information



Rhode Island  
Energy™  
a PPL company

Call 811 or make an online dig ticket request: **811** or **1-888-DIG-SAFE (344-7233)**. Visit **[digsafe.com](https://digsafe.com)**.



Know what's **below**.  
**811** before you dig.

# Emergency contact information



- In case of a gas emergency, call 911 and Rhode Island Energy at 1-800-640-1595. Always **call 911** if you suspect a gas leak!
- In case of an electrical emergency, call 911 and Rhode Island Energy at 1-855-RIE-1102 (743-1102).

# Contact information



For additional information, please visit the Rhode Island Energy website at [rienergy.e-smartworkers.com](http://rienergy.e-smartworkers.com).




# Worker Beware®

Work safely around electric and natural gas lines



Rhode Island  
Energy™

a PPL company



**To report emergencies, call 911 and Rhode Island Energy immediately.**

Natural gas emergencies: 1-800-640-1595

Electrical emergencies: 1-855-RIE-1102 (743-1102)

Always call **911** if you suspect a gas leak!

**Smell Gas. Act Fast. Call 911.**



Rhode Island  
Energy™

a PPL company